

DAILY SPICES REPORT

8 Jul 2025

- JEERA
- DHANIYA
- TURMERIC



Kedia Stocks & Commodities Research Pvt. Ltd.

Research Advisory | White Labelling | Digital Marketing



NCDEX Future Market Update

Commodity	Expiry	Open	High	Low	Close	% Change
TURMERIC	20-Aug-25	13,398.00	13,640.00	12,962.00	13,058.00	-2.54
TURMERIC	20-Oct-25	13,520.00	13,950.00	13,300.00	13,434.00	-2.07
JEERA	18-Jul-25	19,660.00	19,870.00	19,480.00	19,545.00	-0.89
JEERA	20-Aug-25	19,700.00	20,030.00	19,665.00	19,710.00	-0.95
DHANIYA	18-Jul-25	7,238.00	7,238.00	7,150.00	7,210.00	0.17
DHANIYA	20-Aug-25	7,202.00	7,284.00	7,202.00	7,264.00	0.14

Spot Market Update

Commodity	Place	Price	% Chg
Jeera	उंझा	20,307.40	-0.24
Jeera	जोधपुर	20,900.00	0
Dhaniya	गोंडल	7,280.85	-0.04
Dhaniya	कोटा	7,630.45	1.09
Turmeric (Unpolished)	निजामाबाद	13,492.90	0.44
Turmeric (Farmer Polished)	निजामाबाद	14,301.20	-0.35

Currency Market Update

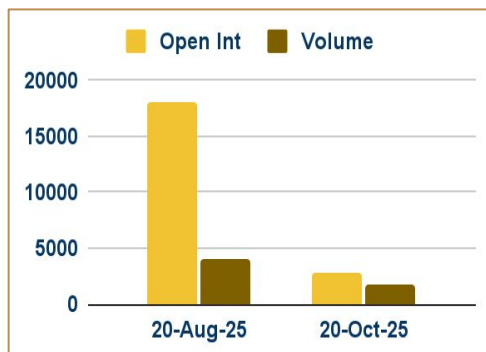
Currency	Country	Rates
USDINR	India	85.72
USDCNY	China	7.17
USDBDT	Bangladesh	122.11
USDHKD	Hongkong	7.85
USDMYR	Malaysia	4.24
USDAED	UAE	3.67
EURUSD	Europe	1.17

Open Interest Snapshot

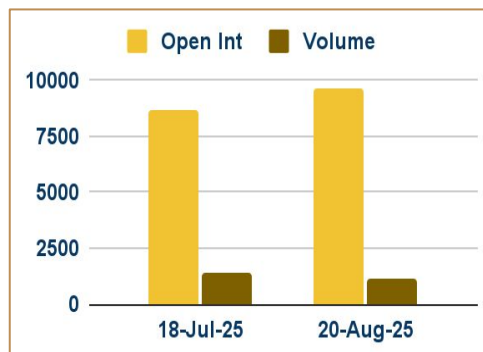
Commodity	Expiry	% Change	% Oi Change	Oi Status
TURMERIC	20-Aug-25	-2.54	1.12	Fresh Selling
TURMERIC	20-Oct-25	-2.07	18.28	Fresh Selling
JEERA	18-Jul-25	-0.89	-9.26	Long Liquidation
JEERA	20-Aug-25	-0.95	10.10	Fresh Selling
DHANIYA	18-Jul-25	0.17	-5.77	Short Covering
DHANIYA	20-Aug-25	0.14	3.72	Fresh Buying

OI & Volume Chart

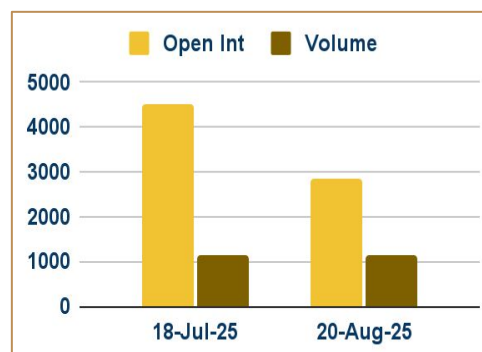
Turmeric



Dhaniya



Jeera



Technical Snapshot



BUY JEERA JUL @ 19400 SL 19100 TGT 19700-19900. NCDEX

Spread JEERA AUG-JUL 165.00

Observations

Jeera trading range for the day is 19240-20020.

Jeera dropped due to weak domestic and export demand post retail season.

However downside seen limited on strong export demand and easing geopolitical concerns.

Total arrivals witnessed a marginal increase to 12,000 bags (55 kg each) as against 11,800 bags on the previous day.

In Unjha, a major spot market, the price ended at 20307.4 Rupees dropped by -0.24 percent.

Trading Levels

Commodity	Expiry	Close	R2	R1	PP	S1	S2
JEERA	18-Jul-25	19,545.00	20020.00	19780.00	19630.00	19390.00	19240.00
JEERA	20-Aug-25	19,710.00	20170.00	19940.00	19800.00	19570.00	19430.00

Technical Snapshot



BUY DHANIYA JUL @ 7150 SL 7050 TGT 7250-7350. NCDEX

Spread DHANIYA AUG-JUL 54.00

Observations

Dhaniya trading range for the day is 7112-7288.

Dhaniya gained on short covering after prices dropped amid higher arrivals and sluggish off-season demand.

Total coriander arrivals rose to 14,100 bags (each 40 kg) as against 13,100 bags in the previous session.

A large amount of old stock coming into the market as well as new crop weighed on prices.

In Gondal, a major spot market, the price ended at 7280.85 Rupees dropped by -0.04 percent.

Trading Levels

Commodity	Expiry	Close	R2	R1	PP	S1	S2
DHANIYA	18-Jul-25	7,210.00	7288.00	7250.00	7200.00	7162.00	7112.00
DHANIYA	20-Aug-25	7,264.00	7332.00	7298.00	7250.00	7216.00	7168.00

Technical Snapshot



BUY TURMERIC AUG @ 12900 SL 12600 TGT 13200-13500. NCDEX

Spread TURMERIC OCT-AUG 376.00

Observations

Turmeric trading range for the day is 12542-13898.

Turmeric prices dropped due to expected increase in acreage.

Turmeric acreage is expected to increase by 15-20% this season, supported by low competitive crop prices.

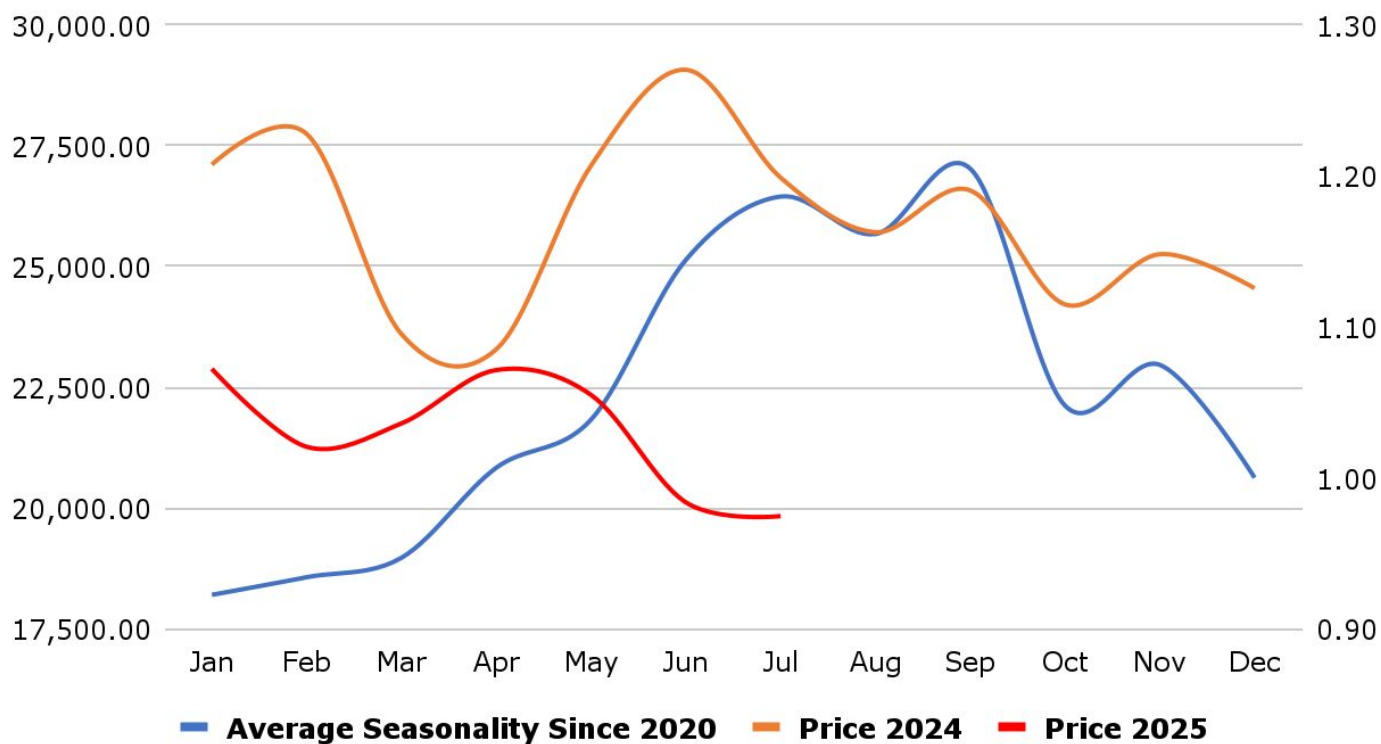
In April 2025 around 14,956.80 tonnes were exported as against 14,109.10 tonnes in April 2024 showing a rise of 6%.

In Nizamabad, a major spot market, the price ended at 14301.2 Rupees dropped by -0.35 percent.

Trading Levels

Commodity	Expiry	Close	R2	R1	PP	S1	S2
TURMERIC	20-Aug-25	13,058.00	13898.00	13478.00	13220.00	12800.00	12542.00
TURMERIC	20-Oct-25	13,434.00	14212.00	13824.00	13562.00	13174.00	12912.00

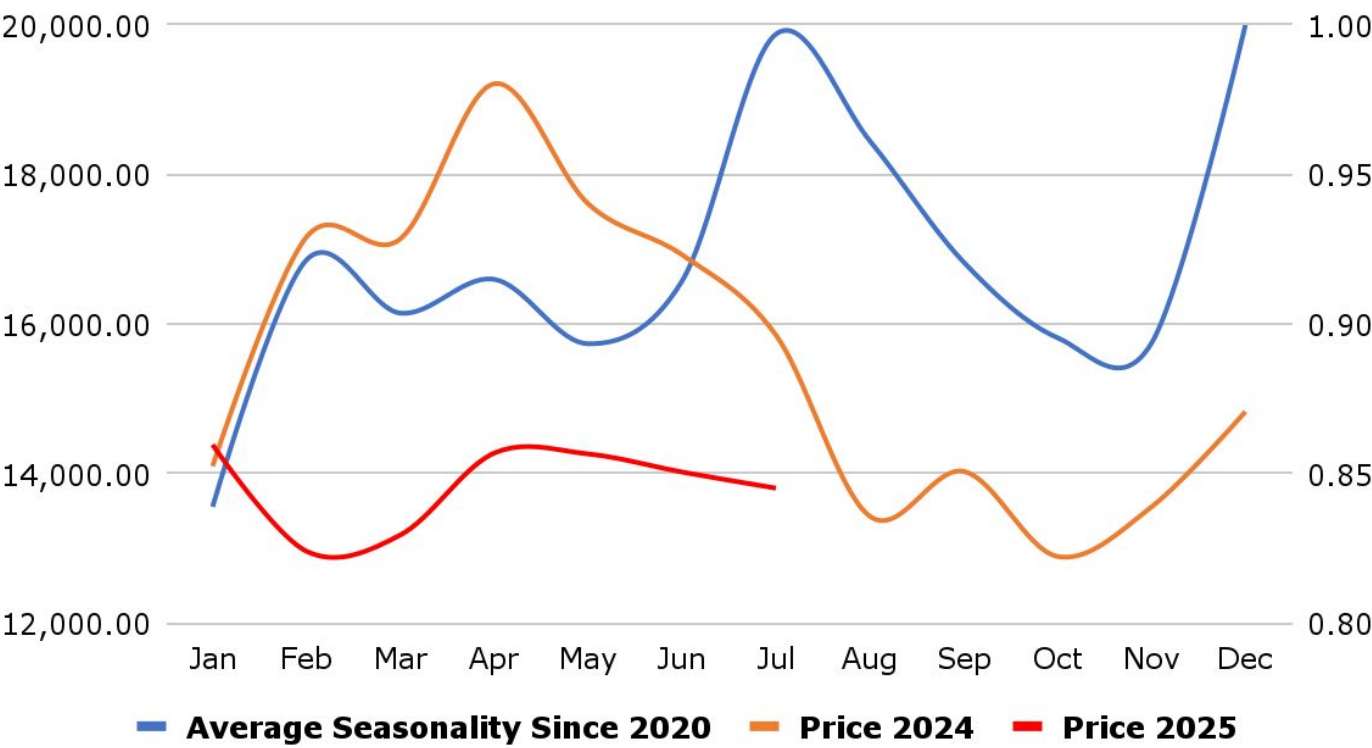
NCDEX Jeera Seasonality



NCDEX Dhaniya Seasonality



NCDEX Turmeric Seasonality



USDINR Seasonality



This Report is prepared and distributed by Kedia Stocks & Commodities Research Pvt Ltd. Our SEBI REGISTRATION NUMBER – INH000006156. for information purposes only. The recommendations, if any, made herein are expressions of views and/or opinions and should not be deemed or construed to be neither advice for the purpose of purchase or sale through KSCRPL nor any solicitation or offering of any investment /trading opportunity. These information/opinions/ views are not meant to serve as a professional investment guide for the readers. No action is solicited based upon the information provided herein. Recipients of this Report should rely on information/data arising out of their own investigations. Readers are advised to seek independent professional advice and arrive at an informed trading/investment decision before executing any trades or making any investments. This Report has been prepared on the basis of publicly available information, internally developed data and other sources believed by KSCRPL to be reliable. KSCRPL or its directors, employees, affiliates or representatives do not assume any responsibility for or warrant the accuracy, completeness, adequacy and reliability of such information/opinions/ views. While due care has been taken to ensure that the disclosures and opinions given are fair and reasonable, none of the directors, employees, affiliates or representatives of KSCRPL shall be liable for any direct, indirect, special, incidental, consequential, punitive or exemplary damages, including lost profits arising in any way whatsoever from the information/opinions/views contained in this Report. The possession, circulation and/or distribution of this Report may be restricted or regulated in certain jurisdictions by appropriate laws. No action has been or will be taken by KSCRPL in any jurisdiction (other than India), where any action for such purpose (s) is required. Accordingly, this Report shall not be possessed, circulated and/ or distributed in any such country or jurisdiction unless such action is in compliance with all applicable laws and regulations of such country or jurisdiction. KSCRPL requires such a recipient to inform himself about and to observe any restrictions at his own expense, without any liability to KSCRPL. Any dispute arising out of this Report shall be subject to the exclusive jurisdiction of the Courts in India.

KEDIA ADVISORY**KEDIA STOCKS & COMMODITIES RESEARCH PVT LTD****Mumbai, India****SEBI REGISTRATION NUMBER – INH000006156****For more details, please contact: +91 93234 06035 / 96195 51022****Email: info@kediaadvisory.com****Regd.Off.: 1, 2, 3 & 4, 1st Floor, Tulip Bldg, Flower Valley Complex, Khadakpada Circle,
Kalyan-(W), Mumbai-421301**